


2021 Hino Dutro 4wd Flatdeck double cab




Purchase Price **\$64,845**
Includes GST, Registration & Licensing

Indicative repayments
\$484.86 per week*
Based on a 156 week term & no deposit.
Total repayments (156) = **\$75,638.47**



Gain peace of mind with
Mechanical Breakdown Insurance. Ask us how.



Top features


- » 2 Ton Payload
- » 2 Tonne Payload
- » 4WD
- » 5 Speed Manual
- » Air Conditioning
- » Ajustable Steering Col...
- » alloy fuel tank
- » AM/FM Radio
- » Central Locking
- » certified towbar
- » Drivers Airbag
- » Electric folding side...
- » Electric Windows
- » Fog/Driving Lamps
- » Load Adjustable Head L...
- » Offroad tyres
- » Power Steering
- » Stainless aftermarket...

| | | | |
|---------------------|--------------------------|-----------------------|--------------------|
| Body Style | Truck - Flat deck | Reg No. | PBE42 |
| Odometer | 32,895 km | Ext Colour | White |
| Engine | 4009 cc | History | Ex-Overseas |
| Fuel Type | Diesel | Seats | 6 seats |
| Transmission | 5 Speed Manual | CO2 Emissions | - |
| Wheels | - | Energy Economy | - |
| VIN | 7AT0842EX21010464 | | |
| Interior | Grey | | |
| Safety | - | | |

Stock ID: 1910



Kobe Commercial | Phone 06 833 7150 | Email sales@kobe.co.nz
20 Owen Street, Napier South, Napier 4110, New Zealand
www.kobe.co.nz



* Kobe Commercial is not a lender nor a financial adviser. Any amounts displayed should not be seen as an offer of finance or taken as financial advice. The interest rate, fees and loan term used in this calculation may not actually represent those available from lenders. Actual interest rates, fees and loan terms will vary per lender and are typically based on an assessment of your credit risk and responsible lending criteria. Any repayment amounts displayed are indicative only and have been calculated using several other indicative inputs. The interest rate used in this calculation is an arbitrary 9.95%, however exact interest rates vary per lender. The term of the loan used in this calculation is 156 week. Exact terms available vary per lender although options typically include 6, 12, 18, 24, 36, 48 and 60 months. This calculation also includes a typical mandatory fee charged by lenders. This is a one-off establishment fee of \$495.00. Typically, this fee can be paid upfront or, as in this calculation, be capitalised over the contract term, ie. included in the loan amount. This fee can vary per lender and other non-mandatory fees and charges may also apply. The total amount of repayments has been calculated by multiplying 156 weekly repayments (based on a 156 week term) by the weekly repayment amount of \$484.86 which equals \$75,638.47. This calculator does not consider any of your own personal circumstances and we strongly suggest you seek budgeting advice prior to committing to any loan contract. Responsible lending criteria and lender terms and conditions will likely apply to any finalised loan contract. Proof of security and/or vehicle insurance may also be required before proceeding.