



# 2010 Toyota Dyna 3 tonne bottle truck



**Purchase Price** **\$25,845**  
Includes GST, Registration & Licensing

**Indicative repayments**  
**\$195.46 per week\***  
Based on a 156 week term & no deposit.  
Total repayments (156) = **\$30,491.54**



Gain peace of mind with **Mechanical Breakdown Insurance. Ask us how.**




**Top features**

- » 3 Tonne Payload
- » 5 Speed Manual
- » Ajustable Steering Col...
- » AM/FM Radio
- » Central Locking
- » Drivers Airbag
- » Electric Windows
- » Exhaust Brakes
- » Load Adjustable Head L...
- » Power Steering

<b>Body Style</b>	<b>Truck - Box Body</b>	<b>Reg No.</b>	-
<b>Odometer</b>	<b>90,709 km</b>	<b>Ext Colour</b>	<b>White</b>
<b>Engine</b>	<b>4000 cc</b>	<b>History</b>	-
<b>Fuel Type</b>	<b>Diesel</b>	<b>Seats</b>	<b>3 seats</b>
<b>Transmission</b>	<b>5 Speed Manual</b>	<b>CO2 Emissions</b>	-
<b>Wheels</b>	-	<b>Energy Economy</b>	-
<b>VIN</b>	<b>7AT0H60EX23002768</b>		
<b>Interior</b>	-		
<b>Safety</b>	-		
		<b>Stock ID: 1887</b>	



Kobe Commercial | Phone 06 833 7150 | Email sales@kobe.co.nz  
20 Owen Street, Napier South, Napier 4110, New Zealand  
www.kobe.co.nz



\* Kobe Commercial is not a lender nor a financial adviser. Any amounts displayed should not be seen as an offer of finance or taken as financial advice. The interest rate, fees and loan term used in this calculation may not actually represent those available from lenders. Actual interest rates, fees and loan terms will vary per lender and are typically based on an assessment of your credit risk and responsible lending criteria. Any repayment amounts displayed are indicative only and have been calculated using several other indicative inputs. The interest rate used in this calculation is an arbitrary 9.95%, however exact interest rates vary per lender. The term of the loan used in this calculation is 156 week. Exact terms available vary per lender although options typically include 6, 12, 18, 24, 36, 48 and 60 months. This calculation also includes a typical mandatory fee charged by lenders. This is a one-off establishment fee of \$495.00. Typically, this fee can be paid upfront or, as in this calculation, be capitalised over the contract term, ie. included in the loan amount. This fee can vary per lender and other non-mandatory fees and charges may also apply. The total amount of repayments has been calculated by multiplying 156 weekly repayments (based on a 156 week term) by the weekly repayment amount of \$195.46 which equals \$30,491.54. This calculator does not consider any of your own personal circumstances and we strongly suggest you seek budgeting advice prior to committing to any loan contract. Responsible lending criteria and lender terms and conditions will likely apply to any finalised loan contract. Proof of security and/or vehicle insurance may also be required before proceeding.