

# 2015 Mazda Titan 4WD Flatdeck with Crane and




**Purchase Price** **\$69,845**

Includes GST, Registration & Licensing Note: A Clean Car fee/rebate does not apply to this vehicle

**Indicative repayments**

**\$521.96 per week\***

Based on a 156 week term & no deposit.  
Total repayments (156) = **\$81,426.54**




Gain peace of mind with **Mechanical Breakdown Insurance. Ask us how.**




**Top features**

- » 1650kg payload
- » 4WD
- » 4WD
- » 5 Speed Manual
- » 500 KG Crane
- » 800KG Taillift
- » Air Conditioning
- » Ajustable Steering Col...
- » AM/FM Radio
- » ASR
- » Central Locking
- » crane
- » Driver & Passenger Air...
- » Electric folding side...
- » Electric Mirrors
- » Electric Windows
- » Exhaust Brakes
- » Power Steering

<b>Body Style</b>	<b>Truck - Flat deck</b>	<b>Reg No.</b>	-
<b>Odometer</b>	<b>37,967 km</b>	<b>Ext Colour</b>	<b>White</b>
<b>Engine</b>	<b>2990 cc</b>	<b>History</b>	-
<b>Fuel Type</b>	<b>Diesel</b>	<b>Seats</b>	<b>3 seats, Cloth</b>
<b>Transmission</b>	<b>5 Speed Manual</b>	<b>CO2 Emissions</b>	☆☆☆☆☆☆
<b>Wheels</b>	-	<b>Energy Economy</b>	☆☆☆☆☆☆
<b>VIN</b>	<b>7AT0C100X23001370</b>	<b>Annual fuel cost not available</b>	
<b>Interior</b>	<b>Grey, Cloth</b>	<b>Energy Consumption unknown.</b>	<b>Emissions and Energy Economy figures standardised to 3P WLTP.</b>
<b>Safety</b>		<b>Stock ID: 1846</b>	
	<small>Based on 2023 VSRR rating</small>		



Kobe Commercial | Phone 06 833 7150 | Email sales@kobe.co.nz  
20 Owen Street, Napier South, Napier 4110, New Zealand  
www.kobe.co.nz



\* Kobe Commercial is not a lender nor a financial adviser. Any amounts displayed should not be seen as an offer of finance or taken as financial advice. The interest rate, fees and loan term used in this calculation may not actually represent those available from lenders. Actual interest rates, fees and loan terms will vary per lender and are typically based on an assessment of your credit risk and responsible lending criteria. Any repayment amounts displayed are indicative only and have been calculated using several other indicative inputs. The interest rate used in this calculation is an arbitrary 9.95%, however exact interest rates vary per lender. The term of the loan used in this calculation is 156 week. Exact terms available vary per lender although options typically include 6, 12, 18, 24, 36, 48 and 60 months. This calculation also includes a typical mandatory fee charged by lenders. This is a one-off establishment fee of \$495.00. Typically, this fee can be paid upfront or, as in this calculation, be capitalised over the contract term, ie. included in the loan amount. This fee can vary per lender and other non-mandatory fees and charges may also apply. The total amount of repayments has been calculated by multiplying 156 weekly repayments (based on a 156 week term) by the weekly repayment amount of \$521.96 which equals \$81,426.54. This calculator does not consider any of your own personal circumstances and we strongly suggest you seek budgeting advice prior to committing to any loan contract. Responsible lending criteria and lender terms and conditions will likely apply to any finalised loan contract. Proof of security and/or vehicle insurance may also be required before proceeding.